


ejotherm STR-tool 2G

Special tool for embedded installation according to the EJOT STR principle

Fixing of insulation boards



EJOT STR principle



Effortless hole drilling due to minimal drill hole depth



Insert the anchor with pre-assembled screw into the drill hole until the washer rests slightly on the surface



Installation with STR-tool 2G: the hole is automatically formed



insert ejotherm STR cap into the hole...



and flush it with the surface using a float



Done! Now, the homogeneous, smooth surface enables even rendering

Advantages

- ❑ Special installation tool for *ejotherm* STR U 2G
- ❑ Suitable for both *ejotherm* STR U and *ejotherm* STR H
- ❑ Adjustable for all anchor lengths
- ❑ Easy scaling for adjustment to the required anchor length
- ❑ For reliable and easy installation according to the EJOT STR principle
- ❑ Robust design for long service life
- ❑ Wear parts are quickly exchangeable
- ❑ Set contains: *ejotherm* STR-tool 2G, additional cutting sheets, offset screw driver as well as bits for all applications

Available in January 2012

ejotherm STR-tool 2G Modification Kit

From old to new!

Fixing of insulation boards

- ❑ Easy conversion from the existing ejotherm STR-tool to the new version ejotherm STR-tool 2G
- ❑ Conversion is necessary in order to install the new ejotherm STR U 2G
- ❑ The required modification manual is included in the kit

Available in January 2012

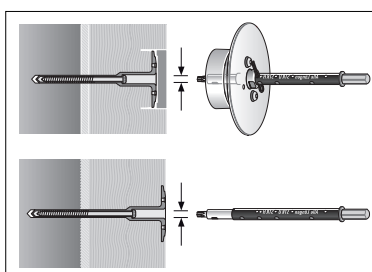


ejotherm STR-tool 2G applications

ejotherm STR U 2G & ejotherm STR U

Embedded installation:

Adjustment shaft assembled with bearing part and TORX-Bit T30 for all lengths



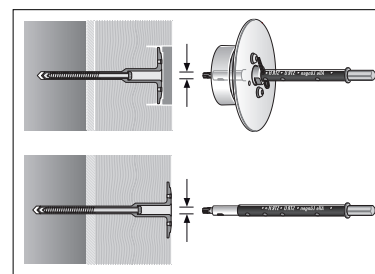
Installation flushed:

Adjustment shaft assembled with TORX-Bit T30 for all lengths

ejotherm STR H:

Embedded installation:

Adjustment shaft assembled with bearing element and TORX-Bit T25 for all lengths

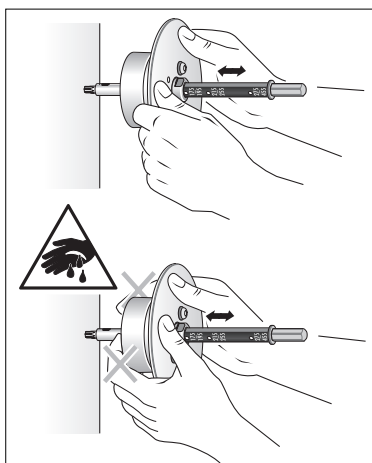


Installation flushed:

Adjustment shaft assembled with bearing element and TORX-Bit T25 for all lengths

Length adjustment

The various adjustments are made through axial shifting of the bearing part on the adjustment shaft



When adjusting the ejotherm STR U tool 2G, only grasp the stop washer not the cutting sheet!!!

Product range

Description	Product code	Packaging unit (piece)
ejotherm STR-tool 2G	9119 000 000	1
ejotherm STR-tool 2G modification kit	9119 100 000	1